

Mandrel Double Pendant - Aalto

Alternating beads of artisan blown Aalto crystal glass and metalwork around an inner glass spine evoke the bold look of modern jewelry designs in this oversized 30"H double pendant style. Each provides both ambient and downward-directed LED illumination and includes 10 feet of field-adjustable cable. Now available for preorder for Q2 shipment.



Finishes



Beige Silver
(BS)




Flat Bronze
(FB)




Gilded Brass
(GB)



Matte Black
(MB)




Burnished
Bronze (BB)



Classic
Silver (CS)



Graphite
(GP)



Novel Brass
(NB)

Glass Colors



Amber (A)



Bronze (B)



Clear (C)



Smoke (S)

Product Notes - PLEASE READ:

- All Hammerton Studio fixtures are handcrafted by artisans. Subtle imperfections reflect the mark of the maker and should be expected.
- This product may incorporate both steel and aluminum material. Transparent finishes may vary between steel and aluminum components.
- Products incorporating artisan blown and cast glass may create dramatic patterns of light and shadow on surrounding surfaces. While this is often desirable, shadowing can be minimized by adding recessed ceiling light to the installation area.

General Notes:

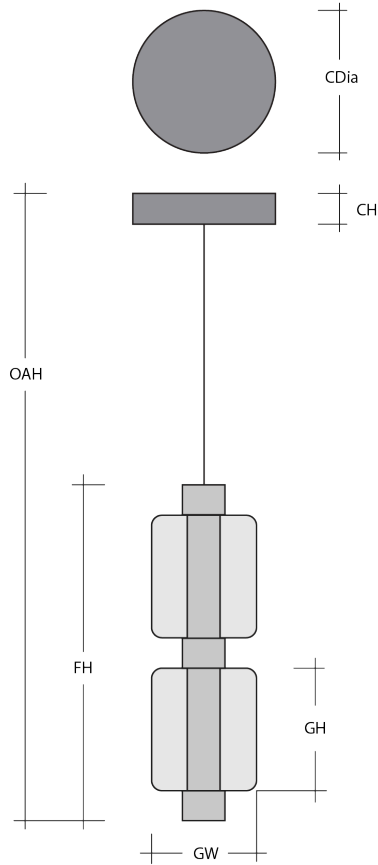
- Visit studio.hammerton.com to read our complete warranty.
- All dimensions are in inches unless otherwise noted. Dimensions may vary up to 7/8".

Revision date: 2025-01-07

[Scan for Product & Install Info](#)



Mandrel Double Pendant - Aalto



Product Dimensions *Dimensions may vary up to 7/8"*

Overall Height	OAH	31 – 120 in
Canopy Height	CH	1.8 in
Canopy Diameter	CDia	6 in
Fixture Height	FH	28 in

Glass Dimensions

Medium Qty		2
Medium Glass Height	GH	10.8 in
Medium Glass Width	GW	7.5 in

Electrical

Bulb/Lamping Qty		2
Bulb/Lamping Type		LED
Wattage		24.5 watts
Voltage		120 volts
Total Source Lumens		2200 lumens
Dimming Type		TRIAC/ELV
Correlated Color Temp: CCT		3000K
Color Rendering Index: CRI		93+
Certification		ETL

Installation & Mounting

Weight: Lbs		19 lbs
Mounting Type		J-Box
Suspension Type		Cable
Flat or Sloped		Sloped
Slope Orientation		All
Location		Indoor/Dry

Other Information

Warranty		See Website
----------	--	-------------

Project Notes

Name:

Location:

Quantity:

Finish Color:

Glass Color:

Notes: