

Mandrel Double Sconce - Aalto


Alternating beads of artisan blown Aalto crystal glass and metalwork evoke the bold look of modern jewelry designs in this oversized 30"H wall sconce. A glass 'mandrel' inner spine illuminates the crystal glass with 3000K integrated LED. Choose from several glass colors and finishes. Now available for preorder for Q2 shipment.



Finishes



Beige Silver
(BS)




Flat Bronze
(FB)




Gilded Brass
(GB)



Matte Black
(MB)




Burnished
Bronze (BB)



Classic
Silver (CS)



Graphite
(GP)



Novel Brass
(NB)

Glass Colors



Amber (A)



Bronze (B)



Clear (C)



Smoke (S)

Product Notes - PLEASE READ:

- All Hammerton Studio fixtures are handcrafted by artisans. Subtle imperfections reflect the mark of the maker and should be expected.
- This product may incorporate both steel and aluminum material. Transparent finishes may vary between steel and aluminum components.
- Products incorporating artisan blown and cast glass may create dramatic patterns of light and shadow on surrounding surfaces. While this is often desirable, shadowing can be minimized by adding recessed ceiling light to the installation area.

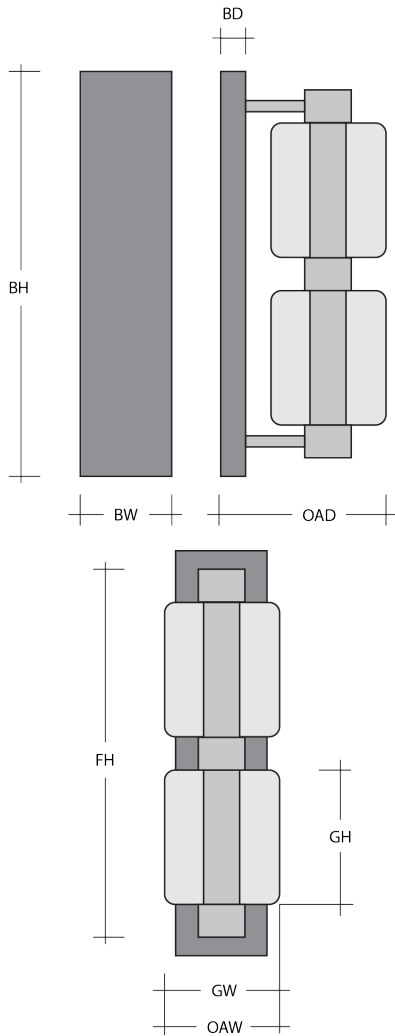
General Notes:

- Visit studio.hammerton.com to read our complete warranty.
- All dimensions are in inches unless otherwise noted. Dimensions may vary up to 7/8".

Revision date: 2025-01-07

[Scan for Product & Install Info](#)





Mandrel Double Sconce - Aalto

Product Dimensions *Dimensions may vary up to 7/8"*

Overall Width	OAW	9.1 in
Overall Depth	OAD	7.5 in
Backplate Height	BH	30 in
Backplate Width	BW	5.5 in

Glass Dimensions

Medium Qty		2
Medium Glass Height	GH	10.8 in
Medium Glass Width	GW	7.5 in

Electrical

Bulb/Lamping Qty		1
Bulb/Lamping Type		LED
Wattage		24.5 watts
Voltage		120 volts
Total Source Lumens		2200 lumens
Dimming Type		TRIAC/ELV
Correlated Color Temp: CCT		3000K
Color Rendering Index: CRI		93+
Certification		ETL

Installation & Mounting

Weight: Lbs		18 lbs
Mounting Type		J-Box
Flat or Sloped		Sloped
Slope Orientation		All
Location		Indoor/Dry

Other Information

Warranty		See Website
----------	--	-------------

Project Notes

Name:

Location:

Quantity:

Finish Color:

Glass Color:

Notes: