



CUSTOM DECORATIVE LIGHTING
DESIGN & SPECIFICATION

HAMMERTON



WE ARE CUSTOM LIGHTING EXPERTS.

In today's luxury spaces, custom decorative lighting solves a myriad of design problems that off-the-shelf fixtures cannot. Large-scale environments, high ceilings, challenging installation requirements and unique design aesthetics are just a few.

When optimized for size, scale, style, and function, the right lighting can transform these unique spaces, and it often requires a custom solution.

As the largest U.S. manufacturer of custom decorative lighting, Hammerton is your ideal partner. Since 1995, we've tackled the most challenging custom projects for residential, hospitality and commercial customers around the globe. Over 50% of product shipped annually from our Salt Lake City manufacturing facility involves customization.

From inspiration to installation, our operations are optimized around seamlessly supporting the full scope of any custom project—without the headaches typically associated with custom work. Whether you're looking for an entirely unique design or modifications to an existing one, we've got you covered.





THE HAMMERTON DIFFERENCE

Three Decades of Custom Experience

Our track record speaks for itself. With thousands of completed custom projects and delighted customers, we are proven experts in custom lighting design, engineering, and craft-based manufacturing.

State-of-the-Art Design & Engineering Expertise

Over 20% of Hammerton employees are industrial designers and engineers, with deep capabilities in product design, 3D modeling, rapid prototyping and component engineering.

Broad Fabrication Capabilities

Our talented artisans work across a wide range of materials, including blown & cast glass, steel, aluminum, stone, leather, textiles, acrylics and more. Many have been with us since day one.

Global Sourcing


Comprehensive supply chain operations in the U.S., Mexico and Asia ensure our access to the highest quality unique materials and machined components at competitive prices.

Full-Service Project Delivery

Multi-disciplinary project and technical teams collaborate with our customers to drive solution-based design, end-to-end project management, and seamless installation.

A Proven Custom Process

Our time-tested approach streamlines the custom specification process to provide accurate costing and manufacturable detail.



HAMMERTON CUSTOM CAPABILITIES

- Custom design, engineering & manufacturing
- Concept development
- 3D design
- Catalog design modifications
- Rapid prototyping
- Full scale drawings
- DWG file integration
- Large-scale fixtures
- Customer-specified materials
- Custom assembly & mounting requirements
- Seamless installation execution
- Reliable scheduling & lead times
- Integration with all major lighting control systems
- Dark Sky compliant & lifetime warranty outdoor lighting
- Custom crating & white glove delivery
- Detailed documentation to facilitate on-site logistics

MODIFIED CATALOG DESIGNS

Need to modify an existing catalog product to satisfy unique requirements? We make that happen every day. In fact, most Hammerton products can be modified in size, scale, configuration, finish and glass colors, mounting hardware, and more.

Our engineers routinely incorporate design modifications into catalog fixtures. A few examples are shown on these pages.

Enlarged to 72" in width, this modified Gem linear chandelier features three colors of Gem blown crystal glass.



A modified Rock Crystal Modern Branch chandelier, 84" wide with 14 crystal glass diffusers, designed for this grand entry in a Michigan home.

Ellwood Interiors | Martin Vecchio Photography



A modified Hammerton Heritage CH2305 Nested Ring chandelier incorporating Rimelight artisan-fused crystal glass.



A 36" diameter Gem ring chandelier featuring custom amethyst-colored blown glass.



A custom 42" square Blossom chandelier.



The versatile Metro chandelier modified to a 60" diameter double tier design.



A modified Hammerton Heritage PL2159 mesh linear chandelier, scaled up to 96" in length with a custom beam mount canopy to accommodate this large kitchen island.

Stephanie Larsen Interior Design | Laura Moss Photography

FULL CUSTOM DESIGNS

If you can dream it, we can bring it to life. Every year, we tackle hundreds of complex custom projects with unique scale, aesthetic and functional characteristics.

Our design team will translate your description, napkin sketch or inspiration image into a comprehensive specification drawing incorporating your specific requirements. We also provide full scale drawings and 3D renderings, as needed.

Several examples of complete custom designs are shown here. Your Hammerton representative can help you get started.

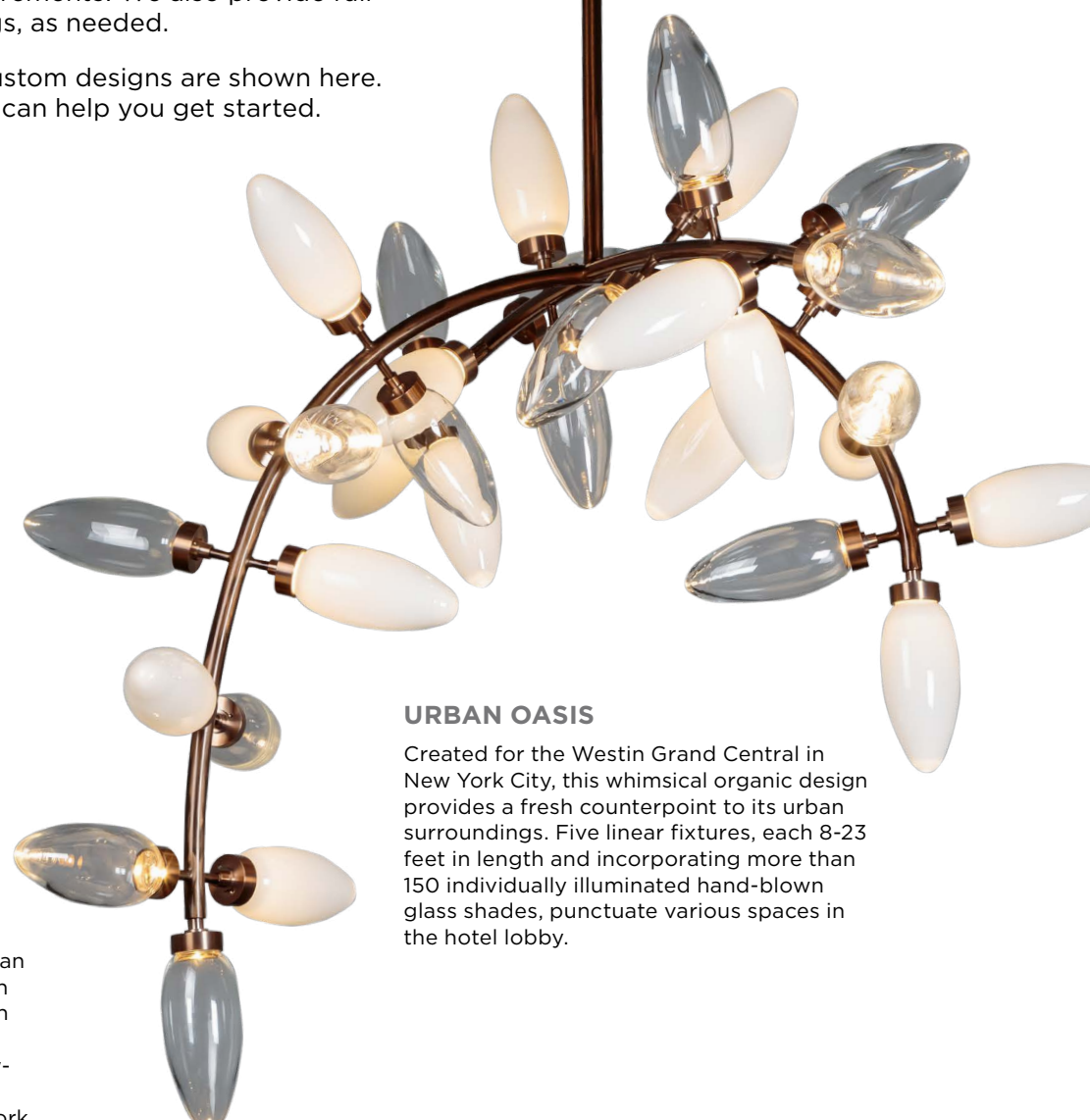


SMALL STUNNER

While most of our custom work involves large-scaled fixtures, this design is practically pocket-sized. Only 8" wide, 9" deep and 6" tall, this sophisticated midcentury style sconce has all the beauty and detail you would expect to see on a much larger sconce.

SLEEK SUNBURST

Thoughtfully designed custom lighting can transform ceilings of any height. Case in point: this exuberant 72" diameter flush mount, featuring a modest 6" overall fixture height to accommodate the low-slung ceiling of a historic New England estate. Beautifully handcrafted metalwork and mirror detail surround a central cabochon-shaped diffuser in artisan cast glass.





URBAN OASIS

Created for the Westin Grand Central in New York City, this whimsical organic design provides a fresh counterpoint to its urban surroundings. Five linear fixtures, each 8-23 feet in length and incorporating more than 150 individually illuminated hand-blown glass shades, punctuate various spaces in the hotel lobby.

ARTS & CRAFTS

What started as a straightforward staircase chandelier in a Frank Lloyd Wright-inspired Michigan home turned into a complex three-year project involving 100+ custom interior and exterior light fixtures, each capturing Wright's signature decorative art glass style.





DEFYING GRAVITY

Suspended directly below the skylight in a 30,000 sq ft Greenwich, CT estate, this 9 ft tall chandelier design included a decorative mounting structure to attach the fixture laterally onto the skylight sidewalls. The design accommodated HVAC and light sensor components and incorporated a UV protective film.



Forehand + Lake



SCALE IS ELEMENTAL

Our design team is frequently asked to modify the scale of an existing product. Recently a client commissioned a redesign of the massive 96" high 500 lb. Element chandelier, at left, down to a more diminutive 36"H pendant style, shown at right.



All images: Surroundings Interior Design | Brian Vanden Brink Photography



NATURALLY NAUTICAL

Using custom lighting to underscore a maritime theme throughout this luxury Cape Cod residence, our team designed and crafted a collection of 46 unique light fixtures incorporating nautically-inspired materials like prismatic lighthouse glass and two-tone finish components in brass and steel.





Darlene Halaby Photography

CHANGING THE GAME

To create a statement-making outdoor fixture, a recent client transformed the popular CHA2185 pendant at left into an oversized wet-rated sconce design, above. Thirteen of these custom outdoor sconces were fabricated for this California residence.



CRYSTAL GIST

Organically textured kiln-fused glass creates a unique design that gives a modern twist to the classic crystal chandelier. Metalwork is minimized to keep the artisan glass at the center of the design.



LIFE OF THE PARTY

Designed for a Scottsdale residence, this 72"W linear chandelier features 20 festively hued custom blown glass diffusers.

ENGINEERING EDGE

Designed and built for a luxury shopping mall outside Washington D.C., this 25 ft diameter LED chandelier represents a feat of both engineering and lighting design. Incorporating five concentric copper-finished rings and weighing over 6,000 lbs., dimensions and weight required the fixture to be fabricated and shipped in multiple operational pieces that seamlessly bolted together onsite.



Greg Powers Photography




FUNCTIONAL SCULPTURE

Custom designed for a large Montana ranch kitchen, this 79" linear creation features a series of compound-curved shades in hand-hammered steel, each 16" in width. LED lamping highlights the hand-rubbed two-tone patina finish in bronze and gold, providing plenty of task lighting.

CRAFTSMAN CHARM

For a lakefront family compound in New Hampshire, Hammerton designed and built a large series of custom Adirondack-style lights including this oversized 78" diameter chandelier. Each fixture incorporates custom glass colors chosen by the client.



BRINGING THE INDOORS OUT

With the rising popularity of outdoor living, many full custom requests involve creating dramatic fixture designs that are damp or wet rated for outdoor installation.

At left: a UL damp-rated 48" diameter LED starburst chandelier in blown glass, designed for a large outdoor living space in Southern California.

At right: a dramatic 64" high wall sconce designed with a UL wet rating for a Florida oceanfront estate.




DRUM BEAT

28 custom drum chandeliers were fabricated for the community center of a California Indian reservation. Various shade designs incorporate custom motifs reminiscent of the tribal medallion, each set against hand-formed washu parchment.



CROSSING THE LINE

A dramatic execution in wood and steel, this 42" wide linear chandelier feels reminiscent of midcentury style. While the slim profile and curving lines would be difficult to accomplish entirely in wood, clever design elevates the steel structure to a decorative element.








Above: KHA Architects | David Blank Photography
Front: Thoma Holec Design

HAMMERTON

Hammerton Inc.
217 Wright Brothers Drive
Salt Lake City, Utah 84116

801.973.8095

hammerton.com

 @hammertonlighting  @hammertonlighting  hammertonlighting