



## Mandrel Round 3pc Multi-Pendant - Mesa

Suitable for a wide range of interior spaces, these statement-making pendant chandeliers feature three or five Mesa mandrel single pendants suspended from a round canopy. Each 18”H pendant provides both ambient and downward-directed LED illumination and includes 10 feet of matching field-adjustable braided cord. Now available for preorder for Q2 shipment. Make this fixture uniquely yours with additional configuration options including multiple glass styles, glass colors, cord colors and cord lengths. Here's how >

### Finishes



Beige Silver (BS)




Flat Bronze (FB)




Gilded Brass (GB)



Matte Black (MB)



Burnished Bronze (BB)



Classic Silver (CS)



Graphite (GP)



Novel Brass (NB)

### Glass Colors



Amber (A)



Bronze (B)



Clear (C)



Smoke (S)

### Product Notes - PLEASE READ:

- All Hammerton Studio fixtures are handcrafted by artisans. Subtle imperfections reflect the mark of the maker and should be expected.
- This product may incorporate both steel and aluminum material. Transparent finishes may vary between steel and aluminum components.
- Products incorporating artisan blown and cast glass may create dramatic patterns of light and shadow on surrounding surfaces. While this is often desirable, shadowing can be minimized by adding recessed ceiling light to the installation area.

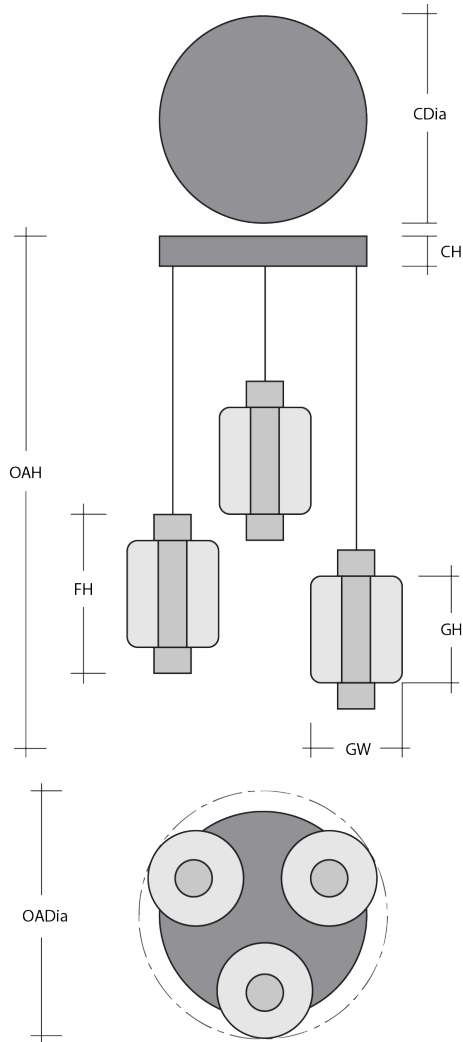
### General Notes:

- Visit [studio.hammerton.com](http://studio.hammerton.com) to read our complete warranty.
- All dimensions are in inches unless otherwise noted. Dimensions may vary up to 7/8”.

Revision date: 2025-01-08

[Scan for Product & Install Info](#)





## Mandrel Round 3pc Multi-Pendant - Mesa

### Product Dimensions *Dimensions may vary up to 7/8"*

Overall Height	OAH	17.4 – 144 in
Overall Diameter	OADia	20.5 in
Canopy Height	CH	1.6 in
Canopy Diameter	CDia	16.5 in
Fixture Height	FH	15.5 in

### Glass Dimensions

Medium Qty		3
Medium Glass Height	GH	10.8 in
Medium Glass Width	GW	8 in

### Electrical

Bulb/Lamping Qty		3
Bulb/Lamping Type		LED
Wattage		28.5 watts
Voltage		120 volts
Total Source Lumens		2550 lumens
Dimming Type		TRIAC/ELV
Correlated Color Temp: CCT		3000K
Color Rendering Index: CRI		93+
Certification		ETL

### Installation & Mounting

Weight: Lbs		30 lbs
Mounting Type		J-Box
Suspension Type		Cloth Cord
Flat or Sloped		Sloped
Max Slope	SA	45 degrees
Slope Orientation		All
Location		Indoor/Damp

### Other Information

Warranty		See Website
----------	--	-------------

### Project Notes

Name:

Location:

Quantity:

Finish Color:

Glass Color:

Notes: