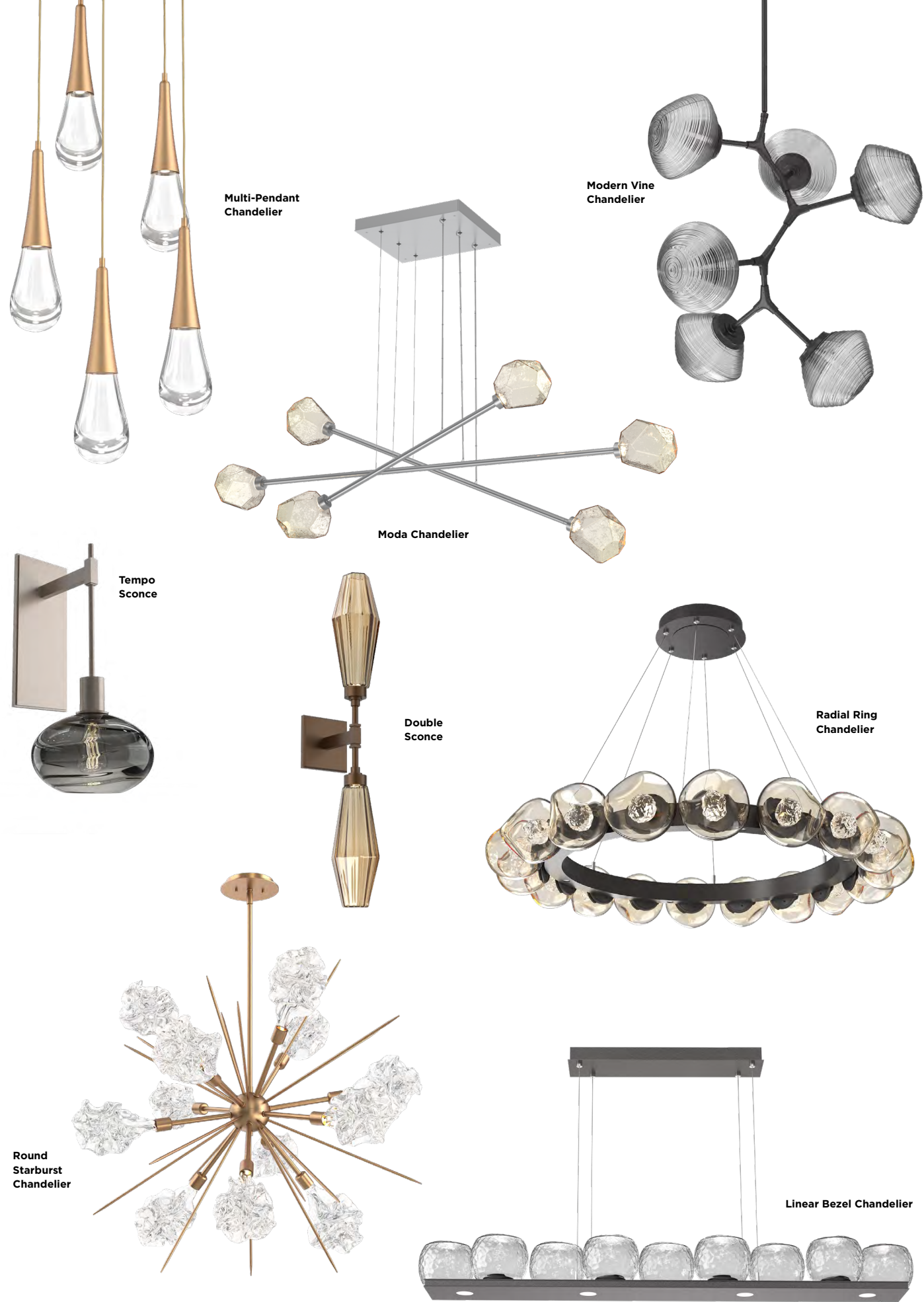


HAMMERTON STUDIO



PRODUCT CONFIGURATION 2025 GUIDE



Twisted Branch Chandelier

ENDLESS POSSIBILITIES.

With over 20 configurable fixture designs, dozens of handcrafted glass styles & colors, and a wide selection of finishes, Hammerton Studio makes it easy to create captivating lighting solutions for every space and style.

From large round and linear chandeliers to accent pendants and sconces, each fixture can be configured to suit your unique requirements in a matter of seconds.

Each is handcrafted by our in-house artisans and can ship in 4-6 weeks.

Extraordinary design value? It's in our DNA.

TABLE OF CONTENTS

- 4 MULTI-PENDANTS & CLUSTER PENDANTS
- 7 GLASS FLUSH MOUNTS
- 10 CHANDELIERS
 - Modern Branch and Modern Vine
 - Twisted Branch and Twisted Vine
 - Bezel Ring and Linear
 - Radial Ring and Linear
 - Round and Oval Starbursts
 - Belvedere Round and Linear
 - Moda
 - Mandrel Linear
 - Mandrel Pendant
- 24 SCONCES
 - Mandrel Sconce
 - Belvedere Sconce
 - Tempo Sconce
 - Double Sconce

SWAG & MULTI-PENDANT CHANDELIERS

Is there any light more versatile than the pendant? Ours include over 20 sparkling designs in artisan blown & cast crystal glass, natural stone and metalwork. Configure them in multiples of 3-12 pendants, either suspended beneath a round, square or linear multi-pendant canopy or draped in your preferred style from a round swag canopy.



Round Canopy
3, 5, 8 or 11
Pendants



Scan to Configure



Linear Canopy
7 or 9
Pendants



Scan to Configure



Square Canopy
9 or 12
Pendants



Scan to Configure



Swag Canopy
3, 6, 9 or 12
Pendants



Scan to Configure

6-light Swag Chandelier
Shown with
Blossom glass
Novel Brass metallic finish



Glass Options

Aalto	Aster	Axis	Blossom	Cabochon	Coppa	Ellisse	Fiori	Gaia	Gem
Ledgestone	Mesa	Meteo	Nova	Parallel	Pebble	Raindrop	Rock Crystal	Terra	Vessel

6-light Cluster Pendant
 Shown with
 Clear Gem glass
 Beige Silver metallic finish




Joy Linxwiler Design | Haute Haus of Telluride

Single Blown Glass Sconce & Flush Mount
 Shown with
 Amber Vessel glass
 Burnished Bronze metallic finish



THE CLUSTER PENDANT

Available in 3 and 6-light configurations, this glittering pendant design makes a sculptural statement over kitchen islands, breakfast bars, bedside tables and bathroom vanities. Available in the five glass styles shown, as well as several glass colors and finishes.



Scan to Configure

THE SINGLE BLOWN GLASS SCONCE & FLUSH MOUNT

Suitable for both wall and ceiling installations, this inspired alternative to the standard builder-grade flush mount adds eye-catching style to hallways, pantries, closets, and other secondary spaces. Choose from the four glass styles shown, as well as several glass colors and finishes.



Scan to Configure

Blown Glass Flush Mount
 Shown with
 Amber Aalto glass
 Matte Black metallic finish



Half Starburst Flush Mount
 Shown with
 Smoke Luna glass
 Geo cast glass diffuser
 Classic Silver metallic finish



THE BLOWN GLASS FLUSH MOUNT

This intriguing 6-light design elevates the functional flush mount to a fabulous focal point in any space. Available in the eight glass styles shown, as well as several glass colors and finishes.



Scan to Configure

THE HALF STARBURST FLUSH MOUNT

Nodding to a mid-century modern aesthetic, this iconic sputnik-inspired flush mount makes a captivating statement in lower-ceiling spaces. Available in the seven glass styles shown, as well as several glass colors and finishes.



Scan to Configure



6-light Modern Branch Chandelier
Shown with
Smoke Rock Crystal glass
Gilded Brass metallic finish

Kimberly Parker Interiors | Lindsay Salazar Photography



6-light Modern Vine Chandelier
Shown with
Smoke Gem glass
Flat Bronze metallic finish

Simmelmänn Interiors | Full Package Media

THE MODERN BRANCH CHANDELIER

Ideal for kitchen, dining and game spaces, this organic-inspired linear chandelier can be ordered in 6, 8 and 10-light configurations. Available in the eight glass styles shown, as well as several glass colors and finishes.



Scan to Configure

THE MODERN VINE CHANDELIER

A vertical alternative to the Modern Branch, this cascading design can be ordered in 6 and 8-light configurations in the eight glass styles shown, as well as several glass colors and finishes.



Scan to Configure

10-light Twisted Branch Chandelier
 Shown with
 Clear Gem glass
 Gilded Brass metallic finish



Sarah Hardy Design | Samantha Fitzhenry Photography

4-light Twisted Vine Chandelier
 Shown with
 Clear Mesa glass
 Flat Bronze metallic finish



Stephanie Jansen | Laura Mess Photography

THE TWISTED BRANCH CHANDELIER

Available in 6, 8 and 10-light configurations, this sleek linear design pairs minimal metalwork with each of the four glass styles shown, as well as several glass colors and finishes.



Scan to Configure

THE TWISTED VINE CHANDELIER

A versatile solution for stairwells, breakfast bars, bedside tables and bathroom vanities, this sleek vertical design can be ordered in both 4 and 8-light configurations in the four glass styles shown, as well as several glass colors and finishes.



Scan to Configure

16-light Bezel Ring Chandelier
 Shown with
 Bronze Cabochon glass
 Travertine stone accents
 Flat Bronze metallic finish



THE BEZEL RING CHANDELIER

Sparkling artisan blown glass makes this deceptively simple design an intriguing focal point, while cleverly hidden downlights provide additional task lighting. Available in 8, 12 and 16-light configurations* in the six glass styles shown, as well as several glass colors and finishes.



*8-light configuration is offered only with Gem glass



Scan to Configure

9-light Bezel Linear Chandelier
 Shown with
 Amber Gem glass
 Flat Bronze metallic finish



Sixty3 London | Julian Alarcon Photography

THE BEZEL LINEAR CHANDELIER

Offering ample ambient and task illumination, this top-selling linear fixture is as beautiful as it is functional. Available in 6, 9 and 11-light configurations* in the six glass styles shown, as well as several glass colors and finishes.



*11-light configuration is offered only with Gem glass



Scan to Configure

18-light Single Tier Radial Ring Chandelier
 Shown with
 White Gaia glass
 Gilded Brass metallic finish



48"W Radial Linear Chandelier
 Shown with
 Blossom glass
 Beige Silver metallic finish



THE RADIAL RING CHANDELIER

Our artisan blown crystal glass takes the spotlight in this dramatic fixture design. Available in two single tier configurations and one double tier configuration in the eight glass styles shown, as well as several glass colors and finishes.



Scan to Configure

THE RADIAL LINEAR CHANDELIER

Sparkling yet functional with concealed downlighting, this fixture design offers a versatile solution for lower ceiling kitchen and dining spaces. Available in 48"W and 60"W sizes in the two glass styles shown, and in several finishes.



Scan to Configure

36"D Round Starburst Chandelier

Shown with
Blossom glass
Beige Silver metallic finish



Susie Biers Harrington Design | Kevin Brost Photography

Oval Starburst Chandelier

Shown with
Clear Rock Crystal glass
Novel Brass metallic finish



Li-Luxe Interiors | Elizabeth Leide Photography

THE ROUND STARBURST CHANDELIER

The iconic sputnik is elevated to new heights with our captivating artisan blown crystal glass. Available in two 12-light sizes in the eight glass styles shown, as well as several glass colors and finishes.



Scan to Configure

THE OVAL STARBURST CHANDELIER

This elongated sputnik design offers a versatile alternative to our Round Starburst that's ideal for a wide range of spaces. Available in the eight glass styles shown, as well as several glass colors and finishes.



Scan to Configure

Moda 3-Rod Chandelier
 Shown with
 Clear Mesa glass
 Gilded Brass metallic finish




Kristin Lawrence Interior Design

Mandrel Linear Chandelier
 Shown with
 Clear Bolla glass
 Flat Bronze metallic finish



THE MODA CHANDELIER


Offered in two-rod and three-rod configurations, this modular fixture design allows for customization of the height and angle of each rod to suit a wide range of interiors. Available in the seven glass styles shown, as well as several glass colors and finishes.



Scan to Configure

THE MANDREL LINEAR CHANDELIER

Alternating beads of artisan glass or natural stone and metalwork evoke the bold look of modern jewelry designs in this minimalist fixture. An LED-illuminated glass 'mandrel' inner spine creates an ambient glow of light, while downlights provide additional task lighting. Available in the styles shown, in 52" and 74" widths.



Scan to Configure

Mandrel Single Pendant
 Shown with
 Bronze Aalto glass
 Flat Bronze metallic finish



Mandrel Double Pendant
 Shown with
 Bronze Gem glass
 Novel Brass metallic finish



THE MANDREL SINGLE PENDANT

Available in one, three or five-light configurations, this 18”H single ‘mandrel’ pendant style extends the look of our most popular blown glass styles. Available in the three glass styles shown, in four glass colors and eight finishes.

Aalto Gem Mesa



Scan to Configure

THE MANDREL DOUBLE PENDANT


Measuring 30”H, this rod-suspended double ‘mandrel’ pendant makes a bold statement over kitchen islands, bars, and bedsides, or grouped in multiples in stairwells and entry areas. Available in the three glass styles shown, in four glass colors and eight finishes.

Aalto Bolla Gem Mesa



Scan to Configure

Mandrel Double Sconce
Shown with
Clear Mesa glass
Novel Brass metallic finish



Belvedere Sconce
Shown with
Clear Rock Crystal glass
Gilded Brass metallic finish



THE MANDREL SINGLE & DOUBLE SCONCE

Two new statement-making sconce designs are now available in Mesa, Gem and Aalto blown crystal glass. The Single Mandrel Sconce shown here measures 18"H, while the Double Mandrel Sconce measures 30"H. Choose from four glass colors and eight finishes.

Aalto Gem Mesa



Scan to Configure

THE BELVEDERE SCONCE

This versatile sconce design pairs our Belvedere metalwork with nine artisan blown crystal glass styles. Choose from several glass colors and finishes.

Aalto Blossom Cabochon Fiori Gaia Gem Luna Mesa Rock Crystal



Scan to Configure



Tempo Sconce
Shown with
Bronze Ellisse glass
Flat Bronze metallic finish

King Design Group | Jon Cook Creative Photography



Double Sconce
Shown with
Amber Cabochon glass
Travertine stone accents
Novel Brass metallic finish

THE TEMPO SCONCE

Available in twelve glass styles, this top-selling sconce is frequently paired with many of the chandelier configurations featured in these pages. Choose from several glass colors and finishes.



Scan to Configure



THE DOUBLE SCONCE

If one is good, two is even better! This sparkling fixture can be mounted either horizontally or vertically, making it the ideal illumination partner for mirrors in bath, bedroom and living spaces. Available in the eight glass styles shown, as well as several glass colors and finishes.



Scan to Configure



HAMMERTON STUDIO

Hammerton Inc.
217 Wright Brothers Drive
Salt Lake City, Utah 84116

801.973.8095

studio.hammerton.com

COVER IMAGE:

**Luna Modern Vine Chandelier/
Aalto Modern Vine Chandelier**

Shown in Classic Silver metallic finish/
Novel Brass metallic finish

See page 11

ABOVE:

Corinth Mandrel Linear Chandelier
Shown in Flat Bronze metallic finish
with Travertine stone accents
See page 21

