


Mandrel Single Pendant - Gem

Artisan blown Gem glass and metalwork surrounding an inner glass spine evokes the bold look of modern jewelry designs in this 18”H pendant style. Each includes both ambient and downward-directed LED illumination and 10 feet of matching field-adjustable braided cord. Now available for preorder for Q2 shipment.



Finishes



Beige Silver
(BS)




Flat Bronze
(FB)




Gilded Brass
(GB)



Matte Black
(MB)




Burnished
Bronze (BB)



Classic
Silver (CS)



Graphite
(GP)



Novel Brass
(NB)

Glass Colors



Amber (A)



Bronze (B)



Clear (C)



Smoke (S)

Product Notes - PLEASE READ:

- All Hammerton Studio fixtures are handcrafted by artisans. Subtle imperfections reflect the mark of the maker and should be expected.
- This product may incorporate both steel and aluminum material. Transparent finishes may vary between steel and aluminum components.
- Products incorporating artisan blown and cast glass may create dramatic patterns of light and shadow on surrounding surfaces. While this is often desirable, shadowing can be minimized by adding recessed ceiling light to the installation area.

[Scan for Product & Install Info](#)

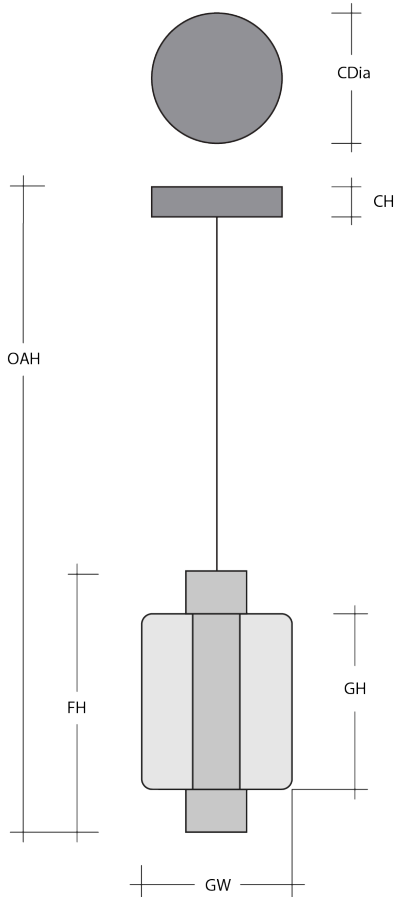


General Notes:

- Visit studio.hammerton.com to read our complete warranty.
- All dimensions are in inches unless otherwise noted. Dimensions may vary up to 7/8”.

Revision date: 2025-01-07

Mandrel Single Pendant - Gem



Product Dimensions *Dimensions may vary up to 7/8"*

Overall Height	OAH	18.7 – 144 in
Canopy Height	CH	0.8 in
Canopy Diameter	CDia	6 in
Fixture Height	FH	16.8 in

Glass Dimensions

Medium Qty		1
Medium Glass Height	GH	10.8 in
Medium Glass Width	GW	6.7 in

Electrical

Bulb/Lamping Qty		2
Bulb/Lamping Type		LED
Wattage		14.5 watts
Voltage		120 volts
Total Source Lumens		850 lumens
Dimming Type		TRIAC/ELV
Correlated Color Temp: CCT		3000K
Color Rendering Index: CRI		93+
Certification		ETL

Installation & Mounting

Weight: Lbs		9 lbs
Mounting Type		J-Box
Suspension Type		Cloth Cord
Flat or Sloped		Sloped
Max Slope	SA	45 degrees
Slope Orientation		All
Location		Indoor/Dry

Other Information

Warranty		See Website
----------	--	-------------

Project Notes

Name:

Location:

Quantity:

Finish Color:

Glass Color:

Notes: