

## VESSEL SWAG MULTI-PENDANT 9 PC.

A modern fusion of geometric form and organic design, this versatile chandelier style enables customization of the placement and height of each pendant. Vessel glass is illuminated with integrated LED, creating a captivating play of light and shadow that brings visual intrigue and sophistication to today's interiors. Choose from several glass colors and finishes.



### Metallic Finishes



Gilded Brass  
(GB)



Flat Bronze  
(FB)




Burnished  
Bronze (BB)



Beige Silver  
(BS)



Classic Silver  
(CS)



Graphite  
(GP)



Novel Brass  
(NB)



Matte Black  
(MB)

### Glass Colors




Amber



Clear



Bronze



Smoke

### Product Notes-PLEASE READ:

- All Hammerton Studio fixtures are handcrafted by artisans. Subtle imperfections reflect the mark of the maker and should be expected.
- This product may incorporate both steel and aluminum material. Transparent finishes may vary between steel and aluminum components.
- Products incorporating artisan blown and cast glass may create dramatic patterns of light and shadow on surrounding surfaces. While this is often desirable, shadowing can be minimized by adding recessed ceiling light to the installation area.

### General Notes:

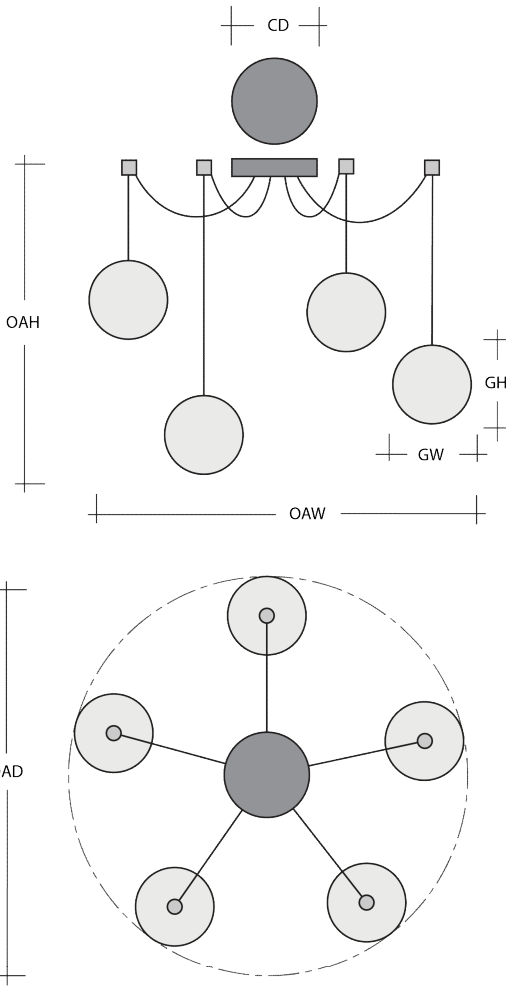
- Visit [studio.hammerton.com](http://studio.hammerton.com) to read our complete warranty.
- All dimensions are in inches unless otherwise noted. Dimensions may vary up to 7/8".

Scan for Product  
& Install Info



# HAMMERTON STUDIO

## VESSEL SWAG MULTI-PENDANT 9 PC.



Product Dimensions		Inches
OAH	Over All Height: Min-Max	19.2 - 120
OAW	Over All Width: Min-Max	15.2 - 294.2
CD	Canopy Diameter	9

Glass Dimensions		
	Large Glass Quantity	3
GH-GW	Large Glass Size: GH x GW	13x6.2
	Medium Glass Quantity	3
GH-GW	Medium Glass Size: GH x GW	10x4.7
	Small Glass Quantity	3
GH-GW	Small Glass Size: GH x GW	5.6x6.7

Electrical	
Bulb-Lamping Quantity	9
Bulb-Lamping Type	LED
Bulbs Included	N/A
Wattage	47
Voltage	120
Total Source Lumens	3782
Dimming Type	Forward/Reverse Phase to 1%
Correlated Color Temp: CCT	2700K or 3000K
Color Rendering Index: CRI	93+
Certification	ETL

Installation & Mounting	
Weight: Lbs	38
Mounting Type	J-Box Ceiling Mount
Flat or Sloped	Flat or Slope
Location	Indoor/Dry
Suspension Type	Ceiling Mount

### Project Notes

Name:

Location:

Quantity:

Quality:

Finish Color:

Glass Color:

Notes:

### Other Information

Construction Material	Aluminum, Glass
Warranty	Limited Lifetime

© Copyright 2023. All rights in design, detail or invention of this drawing are reserved as the property of Hammerton. Any imitation or adaptation without written consent is strictly prohibited.

Hammerton Inc. | 217 Wright Brothers Drive, Salt Lake City Utah | [studio.hammerton.com](http://studio.hammerton.com) | [info@hammerton.com](mailto:info@hammerton.com)