

TERRA SWAG MULTI-PENDANT 6 PC.


Featuring our popular artisan blown Terra pendants, this versatile chandelier style enables customization of the placement and height of each pendant. A ribbon of molten crystal glass added during fabrication creates a magical dance of light and color when paired with clear or vintage bulbs. Choose from several glass colors and finishes.




Metallic Finishes



Gilded Brass (GB)



Flat Bronze (FB)



Burnished Bronze (BB)



Beige Silver (BS)



Classic Silver (CS)



Graphite (GP)



Novel Brass (NB)



Matte Black (MB)

Glass Colors



Amber



Clear



Bronze



Smoke

Product Notes-PLEASE READ:

- All Hammerton Studio fixtures are handcrafted by artisans. Subtle imperfections reflect the mark of the maker and should be expected.
- This product may incorporate both steel and aluminum material. Transparent finishes may vary between steel and aluminum components.
- Products incorporating artisan blown and cast glass may create dramatic patterns of light and shadow on surrounding surfaces. While this is often desirable, shadowing can be minimized by adding recessed ceiling light to the installation area.

General Notes:

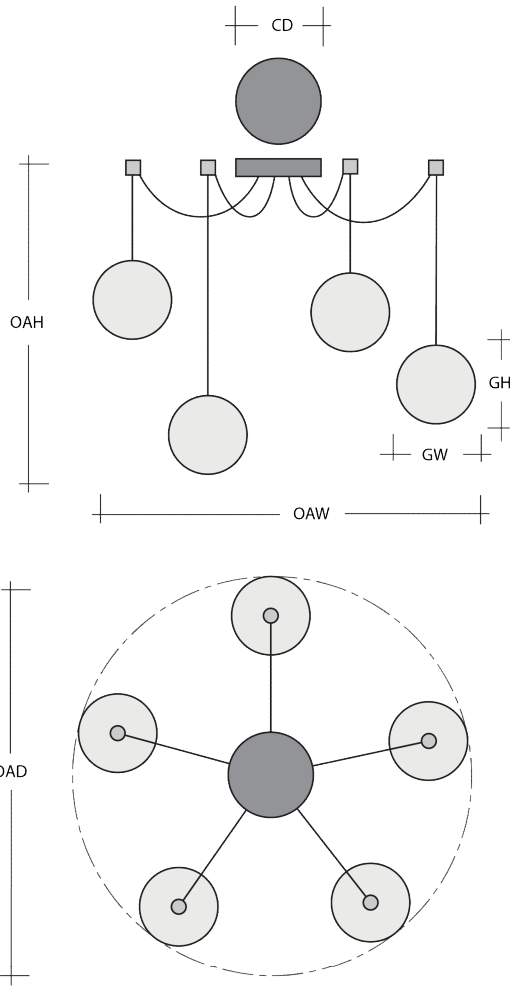
- Visit studio.hammerton.com to read our complete warranty.
- All dimensions are in inches unless otherwise noted. Dimensions may vary up to 7/8".

Scan for Product & Install Info



HAMMERTON STUDIO

TERRA SWAG MULTI-PENDANT 6 PC.



Product Dimensions		Inches
OAH	Over All Height: Min-Max	11.8 - 120
OAW	Over All Width: Min-Max	18 - 297
CD	Canopy Diameter	6

Glass Dimensions		
	Large Glass Quantity	6
GH-GW	Large Glass Size: GH x GW	8.4x9
	Medium Glass Quantity	N/A
GH-GW	Medium Glass Size: GH x GW	N/A
	Small Glass Quantity	N/A
GH-GW	Small Glass Size: GH x GW	N/A

Electrical	
Bulb-Lamping Quantity	6
Bulb-Lamping Type	INCANDESCENT
Bulbs Included	N/A
Wattage	40
Voltage	120
Total Source Lumens	N/A
Dimming Type	N/A
Correlated Color Temp: CCT	N/A
Color Rendering Intex: CRI	N/A
Certification	ETL

Installation & Mounting	
Weight: Lbs	38
Mounting Type	J-Box Ceiling Mount
Flat or Sloped	Flat or Slope
Location	Indoor/Dry
Suspension Type	Ceiling Mount

Project Notes

Name:

Location:

Quantity:

Quality:

Finish Color:

Glass Color:

Notes:

Other Information

Construction Material	Aluminum, Glass
Warranty	Limited Lifetime

© Copyright 2023. All rights in design, detail or invention of this drawing are reserved as the property of Hammerton. Any imitation or adaptation without written consent is strictly prohibited.

Hammerton Inc. | 217 Wright Brothers Drive, Salt Lake City Utah | studio.hammerton.com | info@hammerton.com