



Rock Crystal Round 5pc Multi-Pendant - Ready to Ship

Capturing the raw beauty of natural rock quartz in LED-illuminated artisan blown glass, the Rock Crystal round multi-port chandelier balances organic-inspired contemporary and modern design. Ships in 2 to 4 business days. Must be ordered separately to qualify for quick ship. Make this fixture uniquely yours with additional configuration options including multiple glass styles, glass colors, cord colors and cord lengths. Here's how >

Finishes



Beige Silver
(BS)



Flat Bronze
(FB)



Gilded Brass
(GB)



Matte Black
(MB)

Glass Colors



Amber (CA)



Bronze (CB)



Clear (CC)



Smoke (CS)

Product Notes - PLEASE READ:

- All Hammerton Studio fixtures are handcrafted by artisans. Subtle imperfections reflect the mark of the maker and should be expected.
- This product may incorporate both steel and aluminum material. Transparent finishes may vary between steel and aluminum components.
- Products incorporating artisan blown and cast glass may create dramatic patterns of light and shadow on surrounding surfaces. While this is often desirable, shadowing can be minimized by adding recessed ceiling light to the installation area.

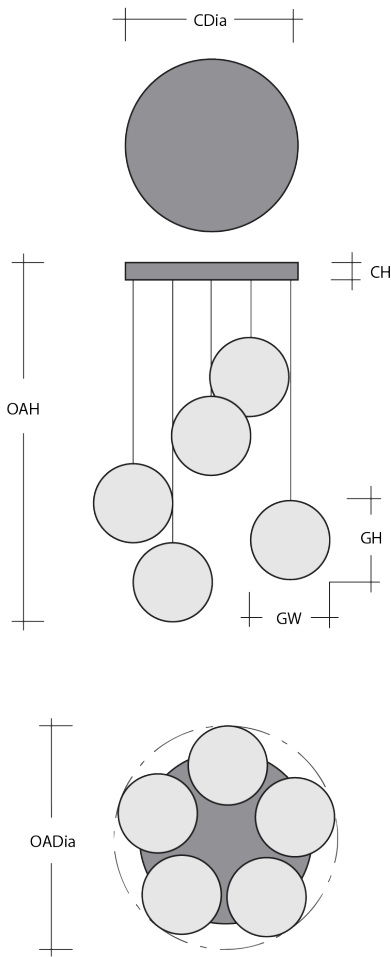
General Notes:

- Visit studio.hammerton.com to read our complete warranty.
- All dimensions are in inches unless otherwise noted. Dimensions may vary up to 7/8".

Revision date: 2025-01-09

[Scan for Product & Install Info](#)





Rock Crystal Round 5pc Multi-Pendant - Ready to Ship

Product Dimensions *Dimensions may vary up to 7/8"*

Overall Height	OAH	21.1 – 139.1 in
Overall Diameter	OADia	18.8 in
Canopy Height	CH	1.6 in
Canopy Diameter	CDia	16.5 in

Glass Dimensions

Large Qty		2
Medium Qty		2
Small Qty		1
Large Glass Height	GH	13.9 in
Large Glass Width	GW	4.3 in
Medium Glass Height	GH	12.1 in
Medium Glass Width	GW	4.1 in
Small Glass Height	GH	10.7 in
Small Glass Width	GW	3.9 in

Electrical

Bulb/Lamping Qty	5
Bulb/Lamping Type	LED
Wattage	26 watts
Voltage	120 volts
Total Source Lumens	2101 lumens
Dimming Type	TRIAC/ELV
Correlated Color Temp: CCT	3000K
Color Rendering Index: CRI	93+
Certification	ETL

Installation & Mounting

Weight: Lbs	23 lbs
Mounting Type	J-Box
Minimum J-Box size	4L X 4W X 1.5D in
Suspension Type	Cloth Cord
Flat or Sloped	Sloped
Max Slope	SA 45 degrees
Slope Orientation	All
Location	Indoor/Dry

Other Information

Warranty	See Website
----------	-------------

Project Notes

Name:

Location:

Quantity:

Finish Color:

Glass Color:

Notes: