

HAMMERTON STUDIO



**PRODUCT CONFIGURATION
2024 GUIDE**



MAKE IT UNIQUELY YOURS.

With over 20 configurable fixture designs, dozens of handcrafted glass styles & colors, and a wide selection of finishes, Hammerton Studio makes it easy to create captivating lighting solutions for every space and style.

From large round and linear chandeliers to accent pendants and sconces, each fixture can be configured to suit your unique requirements in a matter of seconds.

Each is handcrafted by our in-house artisans and can ship in 4-6 weeks.

Extraordinary design value? It's in our DNA.

TABLE OF CONTENTS

4 MULTI-PENDANTS & CLUSTER PENDANTS

7 GLASS FLUSH MOUNTS

8 CHANDELIERS

Modern Branch and Modern Vine

Twisted Branch and Twisted Vine

Bezel Ring and Linear

Radial Ring and Linear

Round and Oval Starbursts

Belvedere Round and Linear

Moda

21 SCONCES

Belvedere Sconce

Tempo Sconce

Double Sconce

PENDANTS & MULTI-PENDANT CHANDELIERS

Is there any light fixture that's more versatile than the pendant? Ours include over 20 sparkling designs in artisan blown & cast crystal glass that can be configured singly or in multiples with 3-12 pendants beneath a round, square or linear canopy.



Round Canopy
3, 5, 8 or 11
Pendants



Scan to Configure



Linear Canopy
7 or 9
Pendants



Scan to Configure



Square Canopy
9 or 12
Pendants



Scan to Configure

Glass Options

Aalto	Aster	Axis	Blossom	Cabochon	Coppa	Ellisse	Fiori	Gaia	Gem
Ledgestone	Mesa	Meteo	Nova	Parallel	Pebble	Raindrop	Rock Crystal	Terra	Vessel



Misto 8-light Round Multi-Pendant Chandelier
Shown with
Flat Bronze metallic finish
Amber optic blown glass

3-light Cluster Pendant
Shown with
Clear Gem glass
Beige Silver metallic finish



Blown Glass Flush Mount
Shown with
Fiori glass
Gilded Brass metallic finish



THE CLUSTER PENDANT

Available in 3 and 6-light configurations, this glittering pendant design makes a sculptural statement over kitchen islands, breakfast bars, bedside tables and bathroom vanities. Available in the four glass styles shown, as well as several glass colors and finishes.



THE BLOWN GLASS FLUSH MOUNT

This intriguing 6-light design elevates the functional flush mount to a fabulous focal point in any space. Available in the seven glass styles shown, as well as several glass colors and finishes.





6-light Modern Branch Chandelier
Shown with
Smoke Rock Crystal glass
Gilded Brass metallic finish

Kimberly Parker Interiors | Lindsay Salazar Photography



8-light Modern Vine Chandelier
Shown with
Smoke Gaia glass
Flat Bronze metallic finish

THE MODERN BRANCH CHANDELIER

Ideal for kitchen, dining and game spaces, this organic-inspired linear chandelier can be ordered in 6, 8 and 10-light configurations. Available in the seven glass styles shown, as well as several glass colors and finishes.



Scan to Configure

THE MODERN VINE CHANDELIER

A vertical alternative to the Modern Branch, this cascading design can be ordered in 6 and 8-light configurations in the seven glass styles shown, as well as several glass colors and finishes.



Scan to Configure




10-light Twisted Branch Chandelier
Shown with
Clear Gem glass
Gilded Brass metallic finish



4-light Twisted Vine Chandelier
Shown with
Amber Mesa glass
Graphite metallic finish

THE TWISTED BRANCH CHANDELIER


Available in 6, 8 and 10-light configurations, this sleek linear design pairs minimal metalwork with each of the four glass styles shown, as well as several glass colors and finishes.



Scan to Configure

THE TWISTED VINE CHANDELIER

A versatile solution for stairwells, breakfast bars, bedside tables and bathroom vanities, this sleek vertical design can be ordered in both 4 and 8-light configurations in the four glass styles shown, as well as several glass colors and finishes.



Scan to Configure



16-light Bezel Ring Chandelier
Shown with
Smoke Gaia glass
Classic Silver metallic finish

Sidekix Media Images




9-light Bezel Linear Chandelier
Shown with
Bronze Vessel glass
Graphite metallic finish

R Architecture Photography

THE BEZEL RING CHANDELIER

Sparkling artisan blown glass makes this deceptively simple design an intriguing focal point, while cleverly hidden downlights provide additional task lighting. Available in 8, 12 and 16-light configurations* in the six glass styles shown, as well as several glass colors and finishes.



*8-light configuration is offered only with Gem glass



Scan to Configure

THE BEZEL LINEAR CHANDELIER

Offering ample ambient and task illumination, this top-selling linear fixture is as beautiful as it is functional. Available in 6, 9 and 11-light configurations* in the six glass styles shown, as well as several glass colors and finishes.



*11-light configuration is offered only with Gem glass



Scan to Configure




18-light Single Tier Radial Ring Chandelier
Shown with
Smoke Luna glass
Zircon Cast Glass diffuser
Classic Silver metallic finish



48"W Radial Linear Chandelier
Shown with
Blossom glass
Beige Silver metallic finish

THE RADIAL RING CHANDELIER

Our artisan blown crystal glass takes the spotlight in this dramatic fixture design. Available in two single tier configurations and one double tier configuration in the seven glass styles shown, as well as several glass colors and finishes.



Scan to Configure

THE RADIAL LINEAR CHANDELIER

Sparkling yet functional with concealed downlighting, this fixture design offers a versatile solution for lower ceiling kitchen and dining spaces. Available in 48"W and 60"W sizes in the two glass styles shown, and in several finishes.



Scan to Configure

36"D Round Starburst Chandelier
Shown with
Blossom glass
Beige Silver metallic finish



Susie Biers Harrington Design | Kevin Brost Photography

THE ROUND STARBURST CHANDELIER

The iconic sputnik is elevated to new heights with our captivating artisan blown crystal glass. Available in two 12-light sizes in the eight glass styles shown, as well as several glass colors and finishes.



Scan to Configure

Oval Starburst Chandelier
Shown with
Smoke Aalto glass
Novel Brass metallic finish



Wolf Design Group | Brantley Photography

THE OVAL STARBURST CHANDELIER

This elongated sputnik design offers a versatile alternative to our Round Starburst that's ideal for a wide range of spaces. Available in the seven glass styles shown, as well as several glass colors and finishes.



Scan to Configure



Belvedere Single Tier Round Chandelier
 Shown with
 Clear Aalto glass
 Oil Rubbed Bronze translucent finish



Belvedere 10-light Linear Chandelier
 Shown with
 Clear Gem glass
 Gilded Brass Metallic finish

THE BELVEDERE ROUND CHANDELIER

Distinctive yet versatile, this fixture design pairs our Belvedere metalwork with the three artisan blown crystal glass styles shown in a single tier (6-light) or two-tier (9 light) configuration. Choose from four glass colors and several finishes.



Scan to Configure

THE BELVEDERE LINEAR CHANDELIER

This linear alternative to the Belvedere Round Chandelier can be ordered in 8 and 10-light configurations in the three glass styles shown, as well as four glass colors and several finishes.



Scan to Configure



Moda 3-Rod Chandelier
Shown with
Blossom glass
Gilded Brass metallic finish



Belvedere Sconce
Shown with
Bronze Gem glass
Flat Bronze metallic finish

THE MODA CHANDELIER


Offered in two-rod and three-rod configurations, this modular fixture design allows for customization of the height and angle of each rod to suit a wide range of interiors. Available in the seven glass styles shown, as well as several glass colors and finishes.



Scan to Configure

THE BELVEDERE SCONCE

This versatile sconce design pairs our Belvedere metalwork with nine artisan blown crystal glass styles. Choose from several glass colors and finishes.



Scan to Configure



Tempo Sconce
Shown with
Bronze Ellisse glass
Flat Bronze metallic finish

King Design Group | Photography: Jon Cook Creative



Double Sconce
Shown with
Fiori glass
Classic Silver metallic finish

THE TEMPO SCONCE

Available in twelve glass styles, this top-selling sconce is frequently paired with many of the chandelier configurations featured in these pages. Choose from several glass colors and finishes.



Scan to Configure



THE DOUBLE SCONCE

If one is good, two is even better! This sparkling fixture can be mounted either horizontally or vertically, making it the ideal illumination partner for mirrors in bath, bedroom and living spaces. Available in the eight glass styles shown, as well as several glass colors and finishes.



Scan to Configure





HAMMERTONSTUDIO

Hammerton Inc.
217 Wright Brothers Drive
Salt Lake City, Utah 84116

801.973.8095

studio.hammerton.com

COVER IMAGE:

**Gem Round Starburst Chandelier/
Fiori Round Starburst Chandelier**
Shown in Matte Black metallic finish/
Gilded Brass metallic finish
See page 16

ABOVE:

Mesa 8 pc. Twisted Branch Chandelier
Shown in Matte Black metallic finish
Clear Mesa blown glass
See page 10



@hammertonlighting



@hammertonlighting



hammertonlighting