





Gem Cluster - 6pc - Ready to Ship

Ideal above a bedside table, vanity or breakfast bar, this sparkling pendant cluster features LED-lit 'gems' of hand blown glass, each meticulously crafted by Hammerton artisans. Ships in 2 to 4 business days. Must be ordered separately to qualify for quick ship.


Finishes



Beige Silver
(BS)



Flat Bronze
(FB)



Gilded Brass
(GB)



Matte Black
(MB)


Glass Colors




Amber (A)



Bronze (B)



Clear (C)



Smoke (S)

Product Notes - PLEASE READ:

- All Hammerton Studio fixtures are handcrafted by artisans. Subtle imperfections reflect the mark of the maker and should be expected.
- This product may incorporate both steel and aluminum material. Transparent finishes may vary between steel and aluminum components.
- Products incorporating artisan blown and cast glass may create dramatic patterns of light and shadow on surrounding surfaces. While this is often desirable, shadowing can be minimized by adding recessed ceiling light to the installation area.

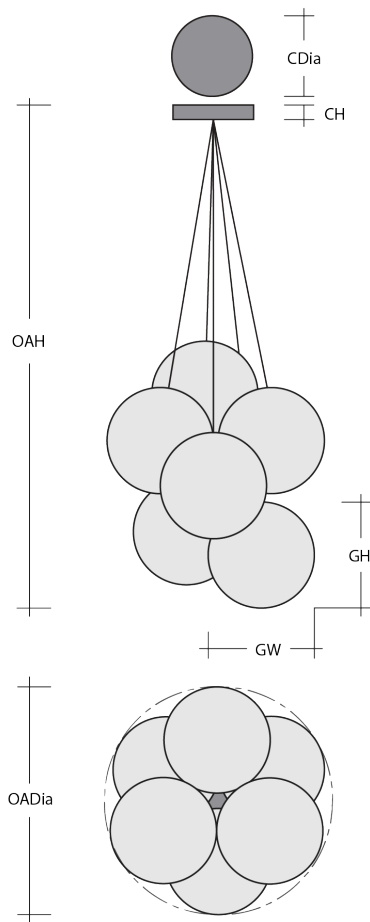
General Notes:

- Visit studio.hammerton.com to read our complete warranty.
- All dimensions are in inches unless otherwise noted. Dimensions may vary up to 7/8".

Revision date: 2025-01-14

[Scan for Product & Install Info](#)





Gem Cluster - 6pc - Ready to Ship

Product Dimensions *Dimensions may vary up to 7/8"*

Overall Height	OAH	14.3 – 132.3 in
Overall Diameter	OADia	23.4 in
Canopy Height	CH	0.8 in
Canopy Diameter	CDia	6 in

Glass Dimensions

Large Qty		3
Medium Qty		3
Large Glass Height	GH	7.9 in
Large Glass Width	GW	7.8 in
Medium Glass Height	GH	6.8 in
Medium Glass Width	GW	6.5 in

Electrical

Bulb/Lamping Qty		6
Bulb/Lamping Type		LED
Wattage		16 watts
Voltage		120 volts
Total Source Lumens		1399 lumens
Dimming Type		TRIAC/ELV
Correlated Color Temp: CCT		3000K
Color Rendering Index: CRI		93+
Certification		ETL

Installation & Mounting

Weight: Lbs		10 lbs
Mounting Type		J-Box
Minimum J-Box size		4L X 4W X 1.5D in
Suspension Type		Cloth Cord
Flat or Sloped		Sloped
Max Slope	SA	45 degrees
Slope Orientation		All
Location		Indoor/Dry

Other Information

Warranty		See Website
----------	--	-------------

Project Notes

Name:

Location:

Quantity:

Finish Color:

Glass Color:

Notes: