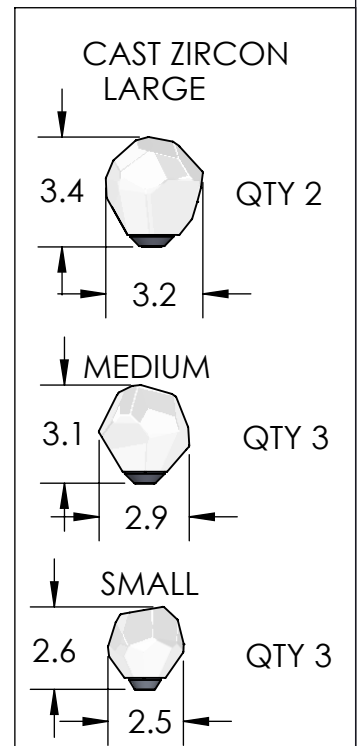
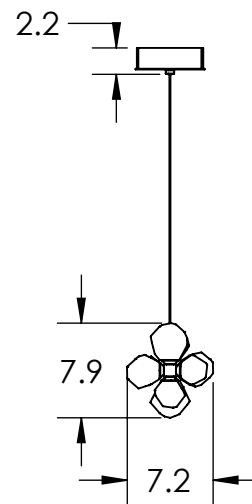
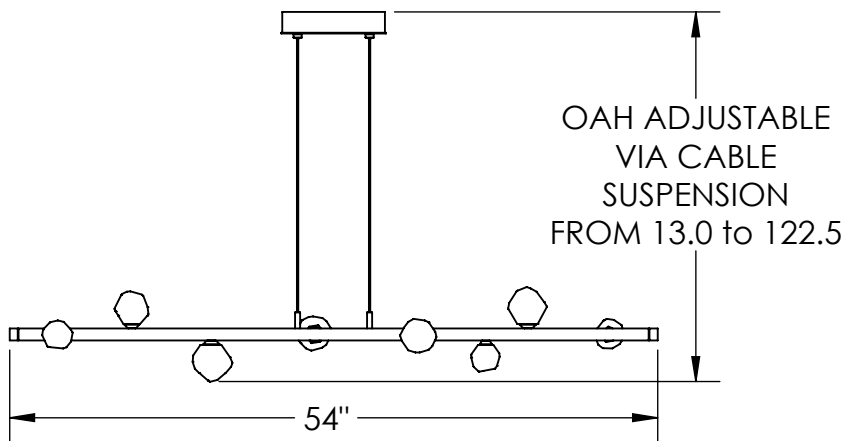
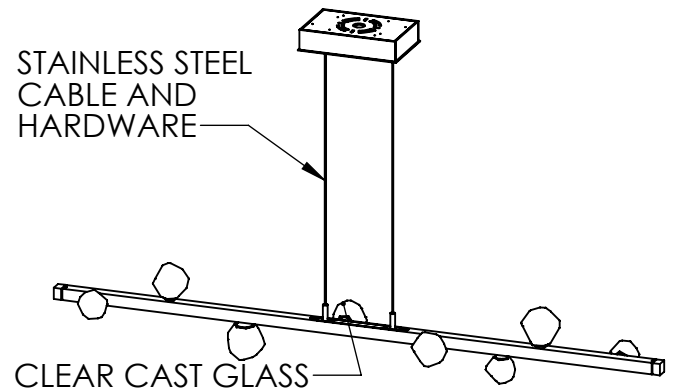
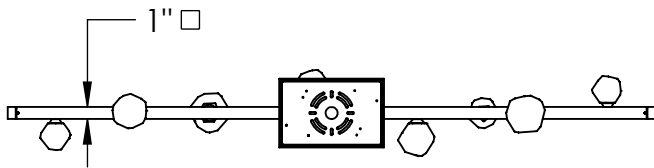


Collection: STELLA

Product #: PLB0070-54



All dimensions are shown in inches unless otherwise stated.
Visit hammertonstudio.com for product options.

9/18/2023 (E)

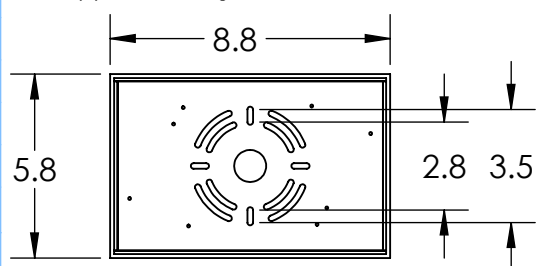
Mounting Packet: T	Weight(lbs.): 25	Electrical Type: LED	CCT: 3000K
UL Location: DRY		Elec. Qty: 8	Wattage: 14 Voltage: 120
Finish: SEE WEBSITE FOR OPTIONS		Source Lumens: Ambient: 1240	
Top Diffuser: CAST GLASS		Dimmable: Forward/Reverse Phase To 1%	
Bottom Diffuser: CAST GLASS		CRI: 93+	Power Factor: >0.9

All Hammerton fixtures are handcrafted by artisans. Subtle imperfections reflect the mark of the artisan and should be expected in any handcrafted product. Dimensions may vary up to 7/8".

© Copyright 2021. All rights in design, detail or invention of this drawing are reserved as the property of Hammerton. Any imitation or adaptation without written consent is strictly prohibited.

Hammerton Inc. 217 Wright Brothers Dr. Salt Lake City, UT 84116 (801)973-8095

Canopy Mounting Detail



MOUNTS DIRECTLY TO J-BOX