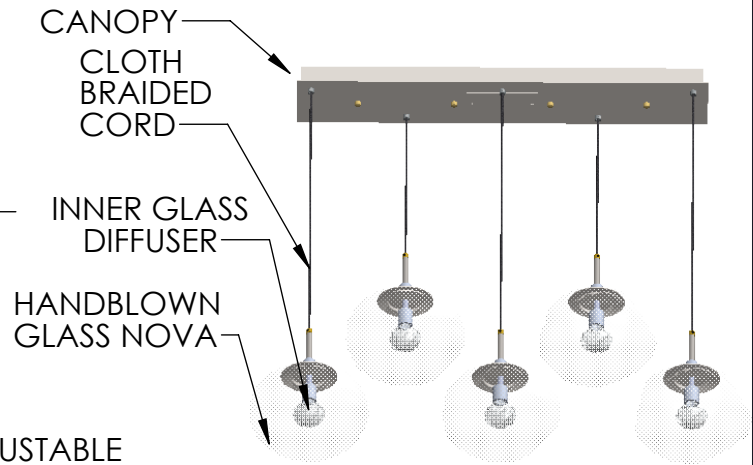
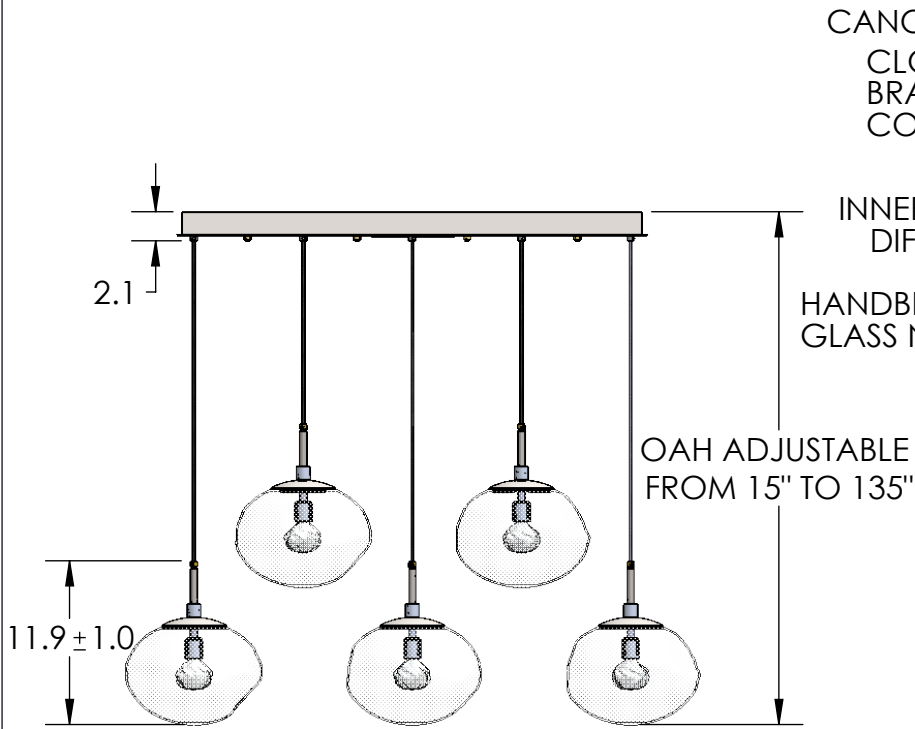


Collection: NOVA (NEBULA)

Product #: PLB0068-05



INNER GLASS DIFFUSER OPTIONS QTY: 5



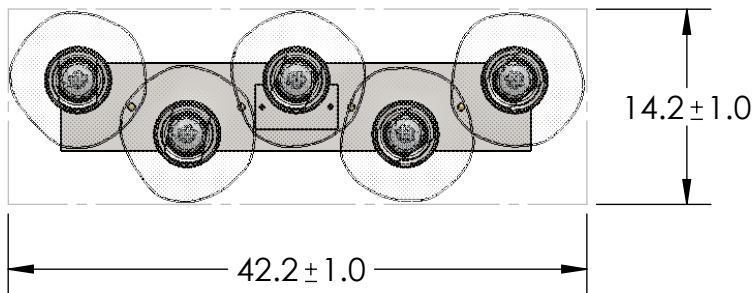
Floret
HAND-FORMED GLASS



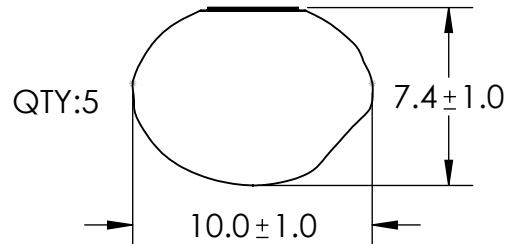
Geo
CAST GLASS



Zircon
CAST GLASS



HANDBLOWN GLASS DIMENSIONS MAY VARY ± 1"



All dimensions are shown in inches unless otherwise stated. Visit hammertonstudio.com for product options.

2/13/2020 (A)

Mounting Packet: X	Weight(lbs.):55	Electrical Type: LED	CCT: 2700 K	Canopy Mounting Detail
UL Location: DRY		Elec. Qty:5	Wattage: 26	
Finish: SEE WEBSITE FOR OPTIONS		Source Lumens:	Ambient:1700	MOUNTS TO J-BOX AND CEILING
Top Diffuser: N/A		Dimmable: Forward/Reverse Phase To 1%		
Bottom Diffuser: CLOSED GLASS		CRI: 93+	Power Factor: >0.9	
All fixtures created by Hammerton are handcrafted by artisans. Dimensions may vary up to 7/8".				
© Copyright 2020. All rights in design, detail or invention of this drawing are reserved as the property of Hammerton. Any imitation or adaptation without written consent is strictly prohibited.				
Hammerton Inc. 217 Wright Brothers Dr. Salt Lake City, UT 84116 (801)973-8095				