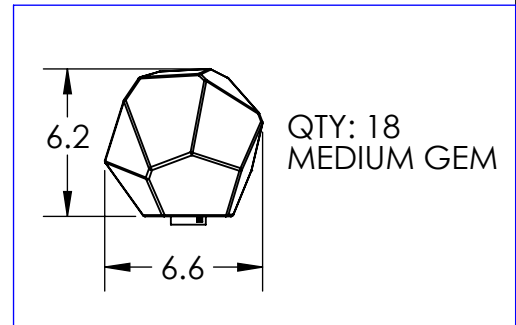
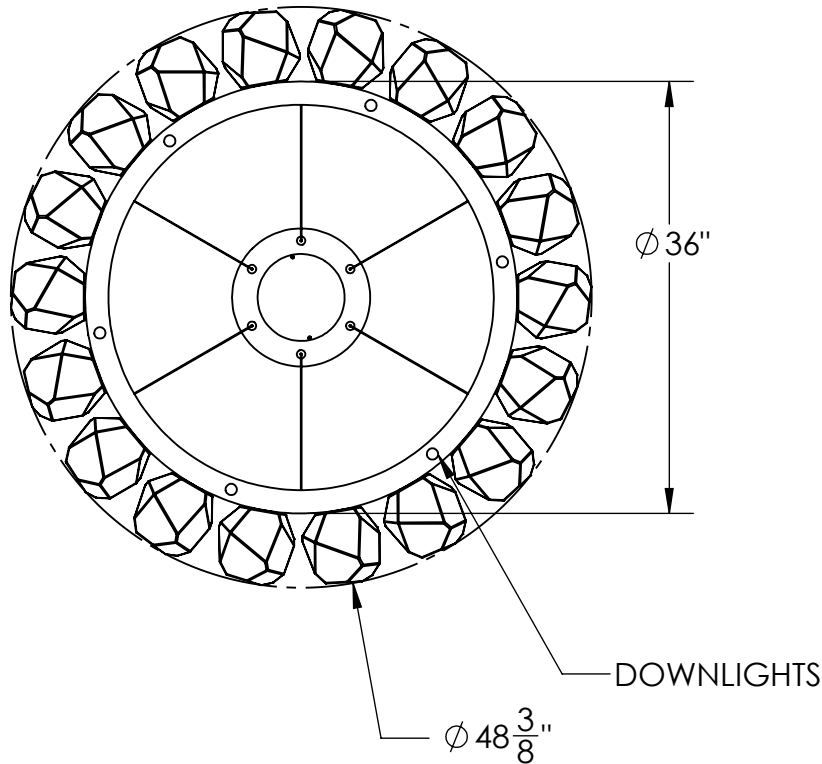
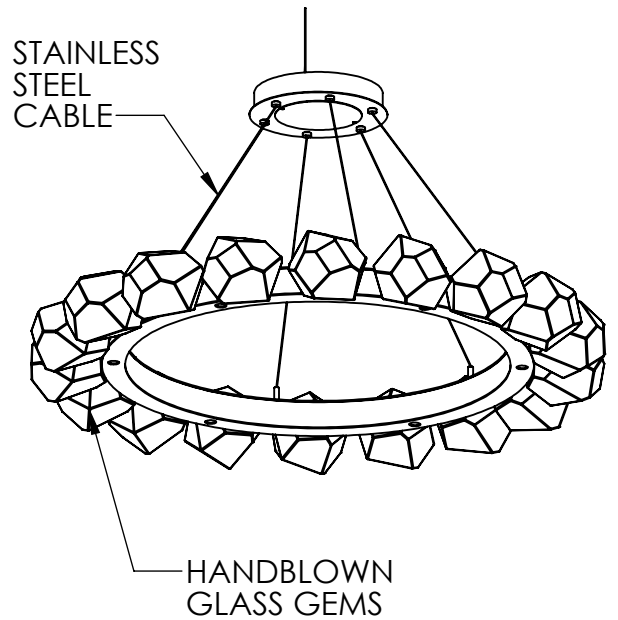
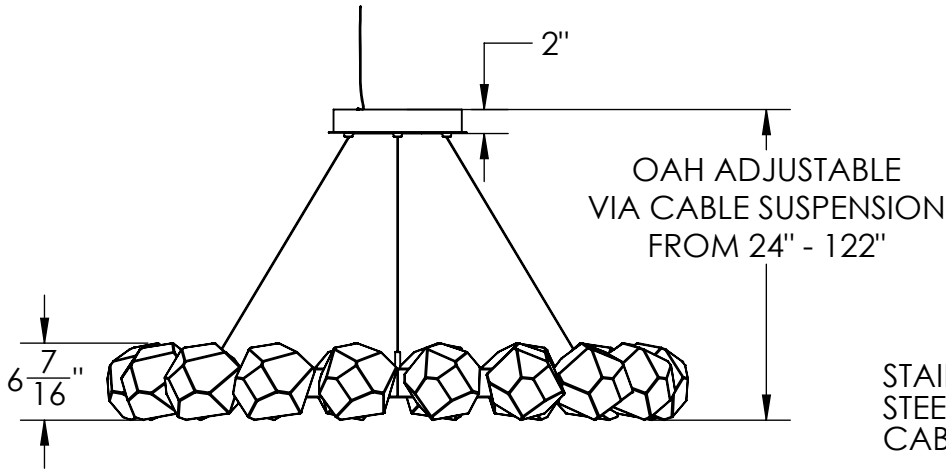


Collection: GEM

Product #: CHB0039-48



Visit [hammertonstudio.com](http://hammertonstudio.com) for product options and specifications.

4/29/2024 (F)

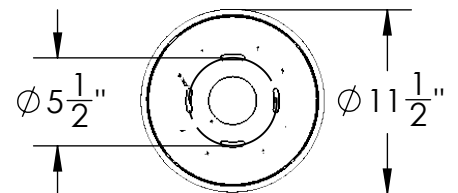
Mounting Packet: Z	Weight(lbs.):103	Electrical Type: LED	CCT: 2700/3000 K
UL Location: DRY	Elec. Qty: 24	Wattage: 48	Voltage: 120
Finish: SEE WEB SITE FOR OPTIONS	Source Lumens: Ambient2340	Down:1080	
Top Diffuser: CLOSED METAL	Dimmable: Forward/Reverse Phase To 1%		
Bottom Diffuser: FROSTED ACRYLIC	CRI: 93+	Power Factor: >0.9	

All fixtures created by Hammerton are handcrafted by artisans. Dimensions may vary up to 7/8".

© Copyright 2021. All rights in design, detail or invention of this drawing are reserved as the property of Hammerton. Any imitation or adaptation without written consent is strictly prohibited.

Hammerton Inc. 217 Wright Brothers Dr. Salt Lake City, UT 84116 (801)973-8095

### Mounting Detail



MOUNTS TO BUILDING STRUCTURE

DETAIL G  
SCALE 1:12