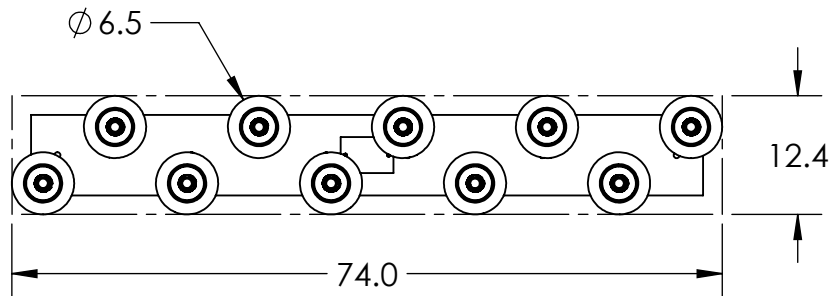
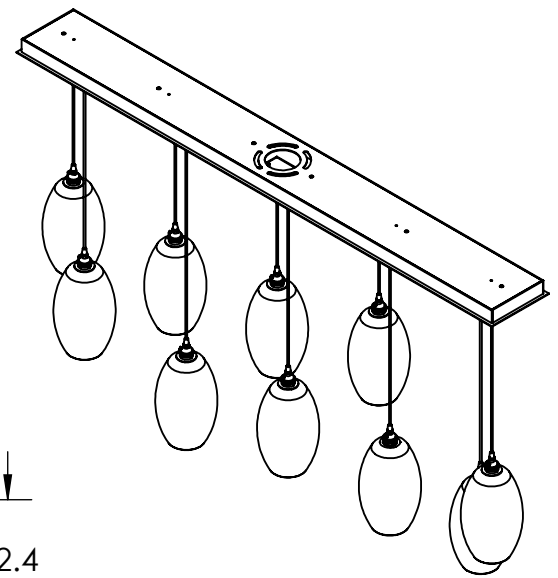
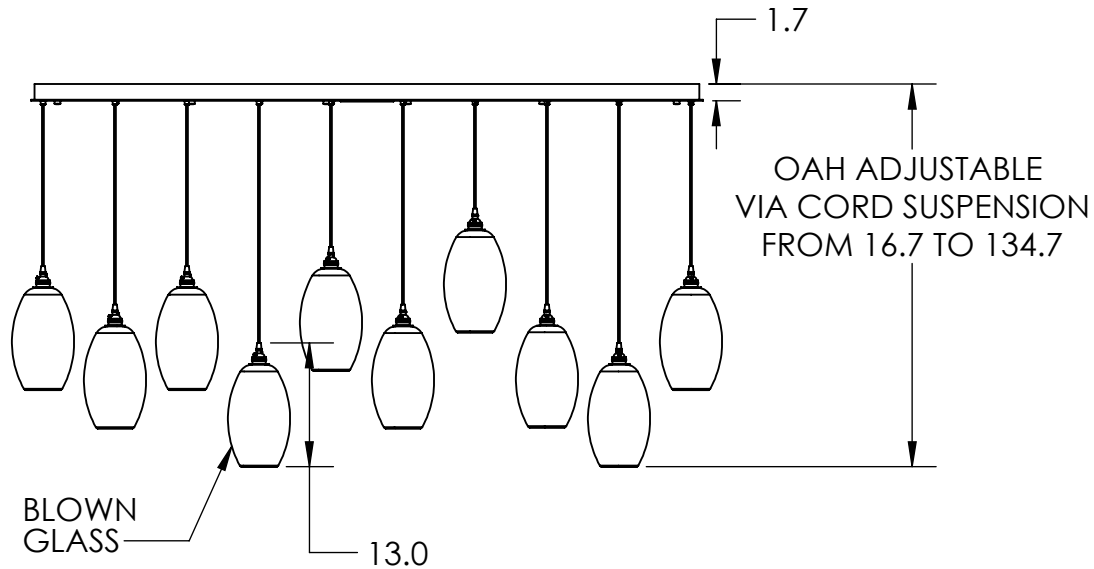


Collection: ELLISSE

Product #: PLB0035-10



HAND BLOWN GLASS DIMENSIONS  
MAY VARY UP TO 1"

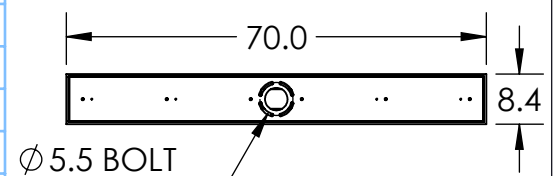
*Bulbs Not Included*

Visit [hammertonstudio.com](http://hammertonstudio.com) for product options and specifications.

4/23/2018 (A)

Mounting Packet: R	Electrical Type: INCANDESCENT
Approximate lbs.: 100	Bulb Qty: 10 Bulb Type: A19
Finish: SEE WEB SITE FOR OPTIONS	Wattage: 40 Voltage: 120
Top Diffuser: CLOSED	Socket Type: MEDIUM, E26 BASE
Bottom Diffuser: OPEN	UL Location: DRY

### Mounting Detail



All fixtures created by Hammerton are handcrafted by artisans. Dimensions may vary up to 7/8".

© Copyright 2018. All rights in design, detail or invention of this drawing are reserved as the property of Hammerton. Any imitation or adaptation without written consent is strictly prohibited.

Hammerton Inc. 217 Wright Brothers Dr. Salt Lake City, UT 84116 (801)973-8095

MOUNTS TO BUILDING STRUCTURE