





## Ellisse Pendant

Expertly crafted by Hammerton artisans, the Ellisse pendant light creates a magical dance of light and color, particularly when paired with clear or vintage bulbs. This pendant suits a wide range of interior styles. Browse interesting ways to utilize Hammerton Studio pendant lights [here](#).


### Finishes



Beige Silver  
(BS)



Flat Bronze  
(FB)



Gilded Brass  
(GB)



Matte Black  
(MB)

### Glass Colors



Amber (OA)



Bronze (OB)



Clear (OC)



Smoke (OS)

### Product Notes - PLEASE READ:

- All Hammerton Studio fixtures are handcrafted by artisans. Subtle imperfections reflect the mark of the maker and should be expected.
- This product may incorporate both steel and aluminum material. Transparent finishes may vary between steel and aluminum components.
- Products incorporating artisan blown and cast glass may create dramatic patterns of light and shadow on surrounding surfaces. While this is often desirable, shadowing can be minimized by adding recessed ceiling light to the installation area.

### General Notes:

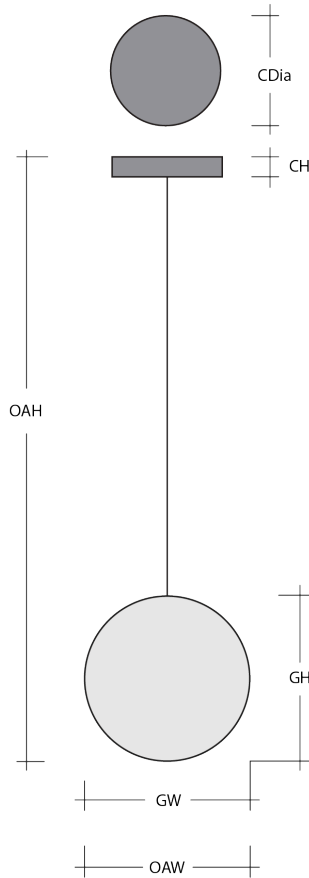
- Visit [studio.hammerton.com](http://studio.hammerton.com) to read our complete warranty.
- All dimensions are in inches unless otherwise noted. Dimensions may vary up to 7/8".

Revision date: 2025-01-06

[Scan for Product & Install Info](#)



## Elisse Pendant



### Product Dimensions *Dimensions may vary up to 7/8"*

|                 |      |                 |
|-----------------|------|-----------------|
| Overall Height  | OAH  | 15.5 – 133.5 in |
| Overall Width   | OAW  | 6.5 in          |
| Canopy Height   | CH   | 0.8 in          |
| Canopy Diameter | CDia | 6 in            |

### Glass Dimensions

|                     |    |         |
|---------------------|----|---------|
| Medium Qty          |    | 1       |
| Medium Glass Height | GH | 10.6 in |
| Medium Glass Width  | GW | 6.5 in  |

### Electrical

|                   |  |              |
|-------------------|--|--------------|
| Bulb/Lamping Qty  |  | 1            |
| Bulb/Lamping Type |  | Bulb         |
| Bulbs Included    |  | Not Included |
| Wattage           |  | 40 watts     |
| Voltage           |  | 120 volts    |
| Dimming Type      |  | TRIAC        |
| Certification     |  | UL           |

### Installation & Mounting

|                    |    |                   |
|--------------------|----|-------------------|
| Weight: Lbs        |    | 7 lbs             |
| Mounting Type      |    | J-Box             |
| Minimum J-Box size |    | 4L X 4W X 1.5D in |
| Suspension Type    |    | Cloth Cord        |
| Flat or Sloped     |    | Sloped            |
| Max Slope          | SA | 45 degrees        |
| Slope Orientation  |    | All               |
| Location           |    | Indoor/Dry        |

### Other Information

|          |  |             |
|----------|--|-------------|
| Warranty |  | See Website |
|----------|--|-------------|

### Project Notes

Name:

Location:

Quantity:

Finish Color:

Glass Color:

Notes: