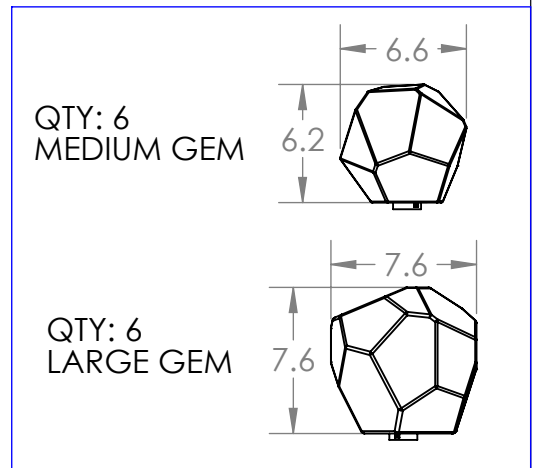
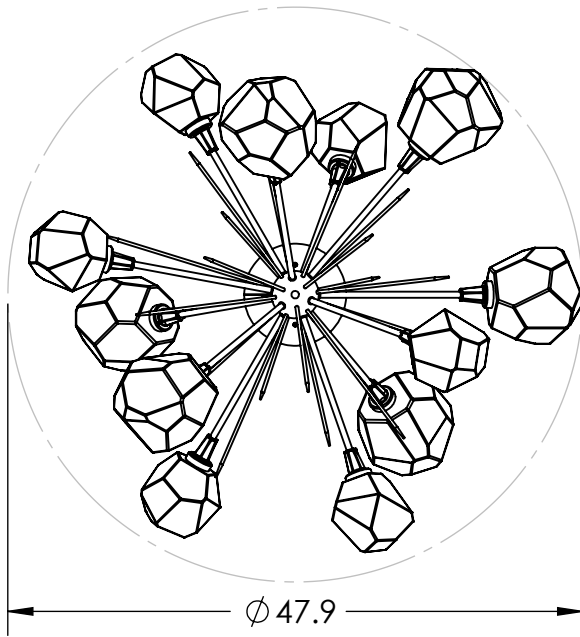
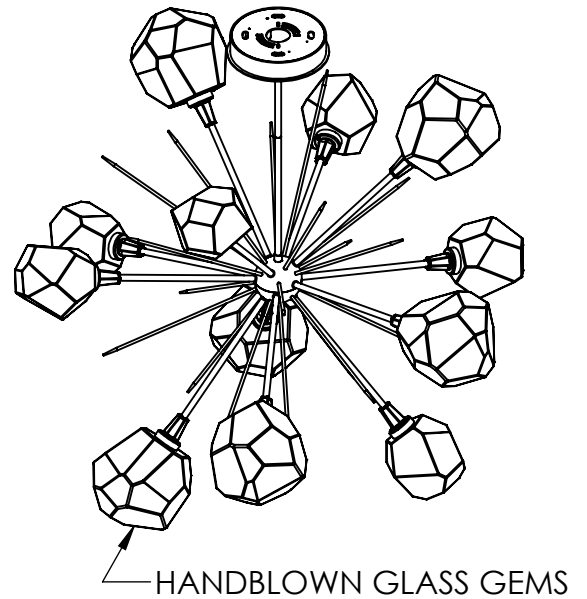
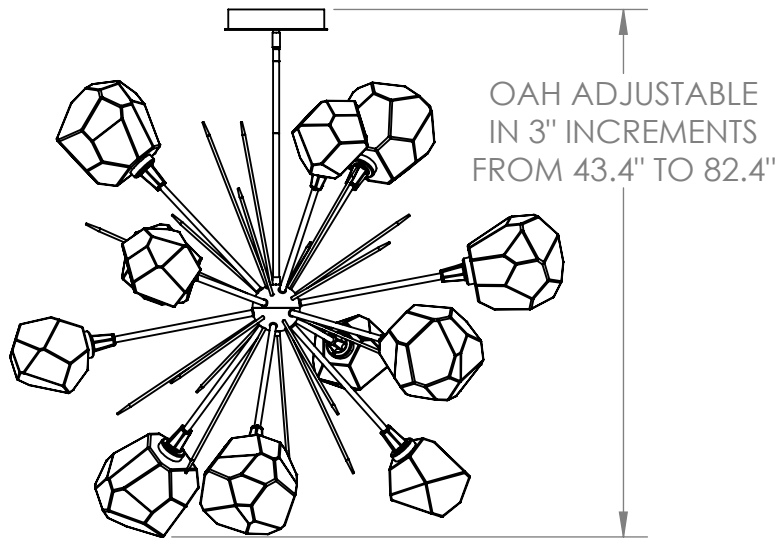


Collection: GEM

Product #: CHB0039-0H



All dimensions are shown in inches unless otherwise stated.
Visit hammertonstudio.com for product options.

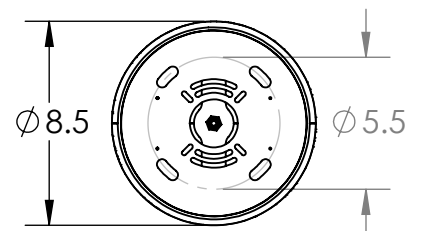
8/13/2019 (A)

Mounting Packet: Z	Weight(lbs.): 55	Electrical Type: LED	CCT: 2700 K
UL Location: DRY	Elec. Qty: 12	Wattage: 21	Voltage: 120
Finish: SEE WEB SITE FOR OPTIONS	Source Lumens:	Ambient: 1565	
Top Diffuser: CLOSED GLASS	Dimmable:	Forward/Reverse Phase To 1%	
Bottom Diffuser: CLOSED GLASS	CRI: 93+	Power Factor: >0.9	

All fixtures created by Hammerton are handcrafted by artisans. Dimensions may vary up to 7/8".

© Copyright 2019. All rights in design, detail or invention of this drawing are reserved as the property of Hammerton. Any imitation or adaptation without written consent is strictly prohibited.

Canopy Mounting Detail



MOUNTS TO BUILDING STRUCTURE